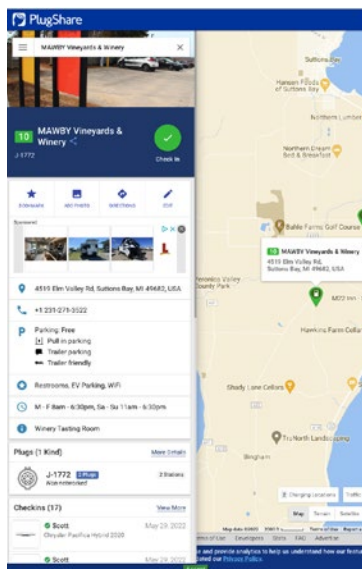


## EV Etiquette: Check In on PlugShare

Do you use PlugShare? Fantastic! But are you a power user?

Maybe you've seen the little "Check In On PlugShare" stickers at some public charging stations. Do you know what that's all about? If you do, have you ever wondered if you should even bother checking in if the charger seems to be working fine?

As a favor to the EV community, the answer is a resounding "Yes, please!" Whether a charger works or not, it's helpful to know that someone has charged there successfully in the last few days or weeks. It's equally useful to know if a charger isn't working so you don't spend valuable time driving there just to find out it's not. *Let's see how it works.*



### Get the App

Of course, the first task is to download the PlugShare smartphone app. It's free on both Apple and Android devices. Then create an account and add your vehicles so PlugShare can filter the right chargers that are available.

### Find a Charger Near You

Once the map zeroes in on your location, you should see chargers near you. Tap the icon to see details, recent check-ins, comments, and photos.

### Checking In

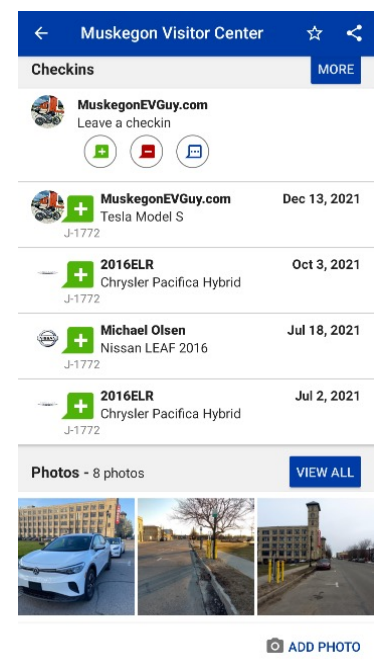

Once you get to a charger and are charging successfully, consider taking a moment to tap the "Check In" feature and record any comments and

maybe nearby amenities. Add details that may help others unfamiliar with the station such as landmarks to the charger or on which floor of a parking garage it's located and whether there are parking fees, etc.

Every time someone records a successful charge, the rating of the charger (1-10) goes up. Leaving a "Could Not Charge" rating lowers the score. If you do record that you were unable to charge, it's helpful to provide a reason why. If possible, contact the station host or charging provider to let them know the station is not working. Some apps like ChargePoint or EVGo have a feature to report broken stations.

### Take a Picture and Upload It

Want to be even more helpful? Take a picture of the charging station vicinity showing prominent landmarks or what's nearby. Pictures of your kids or dogs are fun, but not



always helpful to other EV drivers. Then use the “add a photo” feature to upload it to the app.

## Opportunity Charging

If you don't really need the charge to get to your destination, consider writing check-in text that you're “opportunity charging” and you would be willing to move for someone who does need the charge. This allows other drivers to contact you via the app messaging feature.

**Pro Tip:** Use a charging hang tag or a note on the car with a cell phone number for others to contact you if the chargers are all occupied, and they really need a charge.

